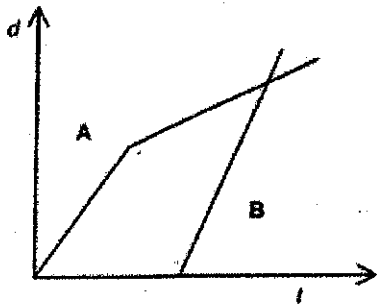


Write stories for a Graph

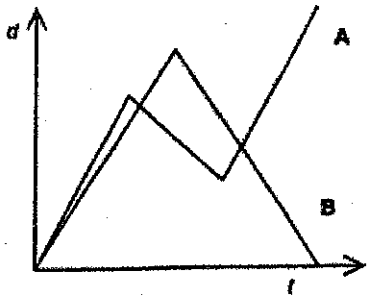
- * Consider the distance/time graphs below. For each pair of lines on the graphs, write a description of the journey person A and person B took.
- * Some graphs do not represent possible journeys. For those, explain why they're not possible.

1)



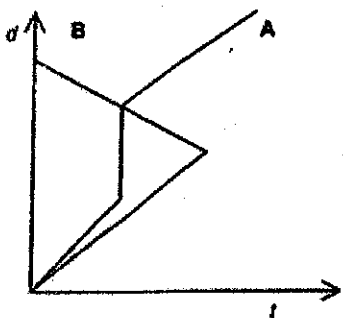
Journey 1

2)



Journey 2

3)



Journey 3
